

The 3 batteries are in the right hand earcup of the **YELLOW PLUG** headset...

They are "AA" size **ALKALINE** cells, from us **EURO 0.5** each. But you can get them anywhere..

First open up the right hand earcup:

- put 3 fingers under the earseal edge (do not hurt the loudspeaker inside!)

2

- pull up under the earseal edge so that it springs out

# SUPERLINK

## BATTERY CHANGING


3



- carefully remove:  
- the earseal ring  
- the cloth ear cover  
- the earphone with its cloth backing


*BILLSPLAY datasheets*

1




- lift out the 2 battery holders, discard the old batteries

5



- fit the new ones, re-clipping the **SINGLE** battery in its holder

6



- fit the 2-BATTERY holder back into its foam slot

7



- fit the **SINGLE BATTERY** holder into its foam slot

8



- re-fit the earphone and its cloth in the position shown

9



- re-fit the cloth ear cover on top

10



- feed the edge of the earseal into its groove in the earcup

11



- finally, push down to snap the earseal fully into its cup...